

# Guidance Notes for the use of Fleeting or Cross Hauling a load when using a GT Viper and Heavy Duty Manual Chain block



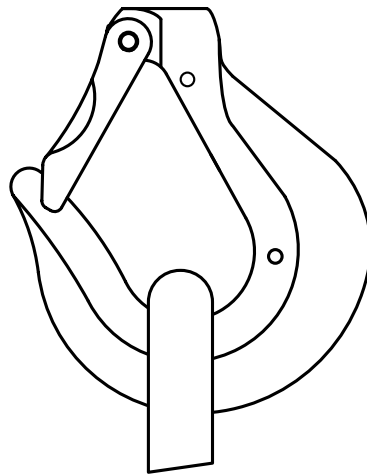
Following in house, in situ and factory tests conducted by both GT and the factories involved in all production facilities for the manual chain hoists, it can be confirmed that these models can be operated away from the vertical up to and including an angle of 45°.

The tests carried out included the load chains working at increased angles above 45 degrees and included substantive tests when also side-pulling hand chains up to 90 degrees. The tests have verified that the GT products stated above can withstand the uses of “fleeting “or cross hauling but it is clear that absolute verification of the lift practices and products are made prior to such applications.

GT recommend, as do many other manufacturers and suppliers, that as well as following the guidance laid out in LEEA 053 17.4.13 “Guidance on Hand Chain Blocks used at an angle to the vertical and HSE Technical Guidance HSG221 that before commencing any fleeting operations the following is adhered to:

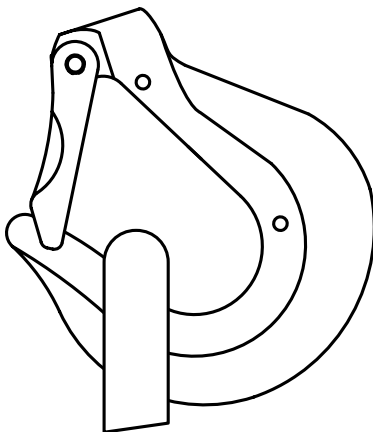
- All the units that are to be used in such an operation must be of the same GT make and GT model and have the same rated capacity.
- Attachment points are critical and the suspension point must have a rated capacity equal to or greater than that of the load to be lifted at the angle that the load will be a carried through.
- The attachment points must be designed and certified to work at angles away from the vertical.
- The attachment points must be the correct size to allow the hooks to attach correctly in the bowl of the hook and have enough clearance to allow the hook room to articulate.
- All fleeting operations should be Risk assessed by a competent person.
- Load calculations and method statements should be produced and if needs be assessed by the manufacturer to assist with competent lift support.
- Proximity hazards should be accounted for.
- The load chain should be kept free of any twists and must enter the hoist body in a straight line over the load sheave.
- Care should be taken on Twin fall hoists to ensure the bottom hook is not inverted or adjusted so that it results in the load chain becoming twisted.
- When taking up the load or beginning the transfer between hoists Particular care should be taken to align the block body so the hand chain is hanging vertically from the block and that the hoist body, Load Chain and Top and Bottom hooks are all in line. This needs to ensure the weight does not allow tilting or flipping of the block.
- The Top and Bottom Hooks should be free to rotate and within the hook yoke / body / connection fitting and cannot become trapped or jammed causing stress areas in both the hook and the body.
- Hand chain movement should only be operated by hand force in a smooth and steady and must not exceed 20 metres per minute. No mechanical devices should aid the motion of the hand powered hand chain force.
- Prior to initial use a thorough examination and light load functionality brake test of each hoist must be completed
- If any obstruction or lift impact is felt during operation, the lift must be stopped and all hoist parts should be fully inspected with both visual and invasive practices before further use.
- These Extra guidance notes should be used in conjunction with the standard guidance notes issued with the manufacturer’s instructions for safe use.

**The correct hanging method**

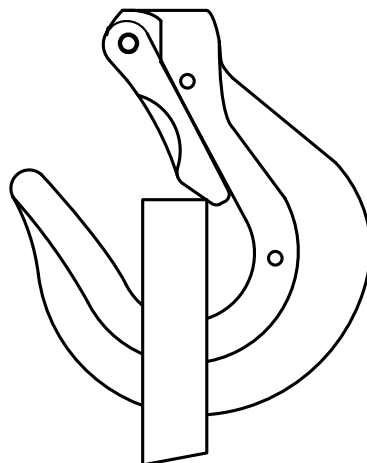


**the weight should always be in/on**

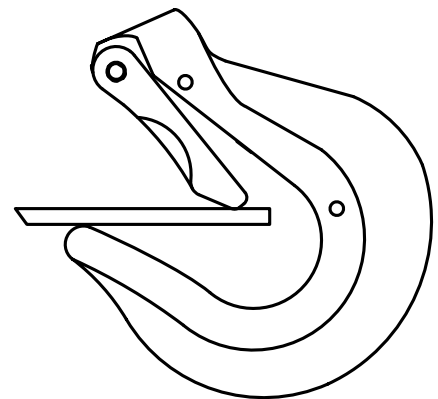
**DO NOT allow operation when such example below exists**



**Incorrect alignment**



**The hook catch is not safely closed**



**Do not hang the weight on the tip of the hook**

[www.gtlifting.co.uk](http://www.gtlifting.co.uk)

**George Taylor & Co. Lifting Gear (Midlands) Ltd**

Unit 4, Fryers Road, Walsall, WS2 7LZ UK

**T** +44 (0)1922 490220

**F** +44 (0)1922 490229

**E** [office@gtlifting.co.uk](mailto:office@gtlifting.co.uk)

**Directors** M S Curry, M J Ranford, S Randon, J Burn, C Hollyhead

**Registered in England No** 1327793