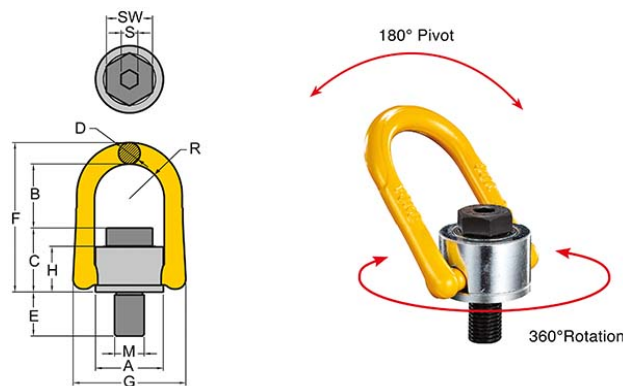


Yoke Swivel Hoist Ring - type 231 metric thread

- Rotates through 360° and pivots 180°, and simultaneously allows lifting from any direction.
- Manufactured from forged alloy steel, quenched and tempered and tested in accordance with EN1677-1.
- Load rated parts are 100% magnaflux crack detected & the individual forged parts & cap screw are traceable to Test Certification.
- Bolts are Metric thread 10.9.
- Proof tested to 2.5 times the WLL and Fatigue rated to 1.5 times the WLL.
- Design Factor 4 : 1
- All YOKE Lifting points meet or exceed all the requirements of ASME B30.26.
- Quick and simple assembly, just a tapped hole is required.



Part Code	WLL (t) 5 : 1	WLL (t) 4 : 1	Thread M E	Pitch DIN13	A mm	B mm	C mm	D mm	F mm	G mm	H mm	R mm	S mm	SW mm	Torque in Nm	Mass Kg	
8-231-005	0.4	0.5	M8	12	1.25	33	42	28	11	80	58	23	17	6	13	30	0.3
8-231-007	0.56	0.7	M10	15	1.5	33	41	29	11	80	58	23	17	6	17	60	0.3
8-231-010	0.8	1.0	M12	20	1.75	33	40	31	11	80	58	23	17	8	19	100	0.3
8-231-015	1.2	1.5	M14	21	2	50	56	45	17	117	90	36	27	10	22	120	0.9
8-231-020	1.6	2.0	M16	24	2	50	54	46	17	117	90	36	27	10	24	150	0.9
8-231-025	2.0	2.5	M18	26	2.5	65	78	57	20	153	108	44	34	12	30	200	1.9
8-231-030	2.4	3.0	M20	30	2.5	50	52	49	17	117	90	36	27	12	30	250	1.0
8-231-050	4.0	5.0	M24	36	3	72	81	59	25	163	125	44	37	14	36	400	2.6
8-231-078	6.2	7.8	M30	48	3.5	87	94	81	30	204	148	62	46	17	46	500	5.0
8-231-125	10.0	12.5	M36	54	4	110	112	98	36	247	188	75	57	22	55	1000	9.6
8-231-156	12.5	15.6	M42	63	4.5	110	101	108	36	247	188	83	57	24	65	1500	10.9
8-231-200	16.0	20.0	M48	72	5	110	97	113	36	248	188	83	57	27	75	2000	11.6
8-231-220	17.6	22.0	M56	84	5.5	123	116	121	36	274	202	91	64	27	85	2100	15.0
8-231-225	18.0	22.5	M64	100	6	123	111	126	36	274	202	91	64	32	95	2200	16.3









Bolt in GEOMET finish on request.

USES

Swivel Hoist Ring uses can be as follows:

- New generation swivel hoist ring
- Lower profile and higher weight
- Suited for lifting objects with no obvious attachment points
- Mold and die handling
- Pump and valve handling

SWIVEL HOIST RING TYPE 231 WORKING LOAD APPLICATION FACTORS

											
Number of legs		1	2	1	2	2		2	3-4		3-4
Load Direction		0°	0°	90°	90°	0-45°	45-60°	unsymm.	0-45°	45-60°	unsymm.
Part Code	Thread	WLL tonnes									
8-231-005	M8	0.8	1.6	0.5	1	0.7	0.5	0.5	1.1	0.8	0.5
8-231-007	M10	1.2	2.4	0.7	1.4	1	0.7	0.7	1.5	1.1	0.7
8-231-010	M12	2	4	1	2	1.4	1	1	2.1	1.5	1
8-231-015	M14	2.4	4.8	1.5	3	2.1	1.5	1.5	3.2	2.3	1.5
8-231-020	M16	3.2	6.4	2	4	2.8	2	2	4.2	3	2
8-231-025	M18	5	10	2.5	5	3.5	2.5	2.5	5.3	3.8	2.5
8-231-030	M20	5.6	11.2	3	6	4.2	3	3	6.3	4.5	3
8-231-050	M24	9.2	18.4	5	10	7	5	5	10.5	7.5	5
8-231-078	M30	12	24	7.8	15.6	10.9	7.8	7.8	16.4	11.7	7.8
8-231-125	M36	14	28	12.5	25	17.5	12.5	12.5	26.3	18.8	12.5
8-231-156	M42	16	32	15.6	31.2	21.8	15.6	15.6	32.8	23.4	15.6
8-231-200	M48	20	40	20	40	28	20	20	42	30	20
8-231-220	M56	22	44	22	44	30.8	22	22	46.2	33	22
8-231-225	M64	22.5	45	22.5	40	28	20	20	42	30	20

Click here to view video of Yoke Load Attachment Products

<http://www.yoke.net/video/en.asp>