

## Tiger Industrial Air Hoists



### Main Features

- Range - 0.25 tonne to 20 tonne
- Reliable, fast, efficient, quiet and lightweight
- Greater than 5:1 factor of safety
- Suitable for Fleeting/Oblique pulling
- Certified for ATEX Category 3 – normal safety

Tiger industrial air hoists are designed for, and proven in, many industries including mining, shipyards, offshore construction and power stations. They are also used for industrial and general engineering applications such as automotive plants, foundries, and heat treatment plants. The hoists operate at air pressures of between 4 and 6 bar. They comply with the requirements of ASME B30.16 and EN14492-2. Our manufacturing facility is ISO9001 certified.

### Advantages of Air Hoists

Air-powered hoists are ideal for tasks that require rapid lifting speeds and constant use. These hoists are powered by a compressed air feed, making them a great alternative to electric hoists when there are no power sources available. Another key benefit of air hoists is their 100% duty cycle - significantly higher than most electric hoists. For example, an electric chain hoist that has a 25% duty cycle can be operated continuously for a maximum of 15 minutes in a one-hour period. Hoists that are powered by a compressed air feed do not have this limitation; they can remain in constant use until the job is done.

### Load Limiter

Integral differential pressure load limiting valve automatically prevents the operator lifting a load of more than 125% of the working load limit. Load limiter is 100% repeatable at all working pressures and does not wear or generate damaging heat. Load limiters are supplied on hoists of capacities of 1t and above.

### Emergency Stop

Pendant control hoists are supplied with a mains emergency stop valve. This shuts off the main air supply to the hoist when activated.

### Pendant control options

Our air hoists are supplied with either aluminium hard anodised controls which offer excellent corrosion protection or our Nickel plated SG iron option (for higher impact resistance combined with greater tensile strength and superior corrosion protection). Twist grip pendants are available as an option. **Our new dual control pendant will operate two hoists with one pendant control. We also have a new remote control option available.**



Aluminium Hard Anodised Pendant



Nickel Plated SG Iron Pendant



Optional Twist Grip Pendant



New Dual Hoist Pendant



New




New Remote Control

### Fleeting, Cross Hauling or Oblique Pulling

This type of application is when the load deviates from the vertical position with a force acting directly between load hook and suspension point. Our air hoists can be used for fleeting and oblique pulling operations with no de-ration of the hoist. Cross hauling can be done with a single hoist, two hoists operated independently or with two hoists operated off one dual hoist pendant control.

### Twin Hook Hoists

Twin hook hoists are also available for both pulling and lifting operations. Now deployed globally in various marine and industrial applications. See our separate twin hoist technical details for more information.



### Temperature Range

Ambient temperature range -20°C to +70°C (for temperatures outside of this range please contact us for details).

### Precise Control

Accurate and precise positioning of loads is standard for both toggle and pendant control models.

### Fail Safe Disc Brake

Non-asbestos self-adjusting disc brake is applied automatically when the air supply to the hoist is shut off. The brake is self-adjusting for the life of the brake and can hold more than 125 % of the working load limit.

### Integral Silencer

The exhaust air silencer is built into the hoist gearbox housing and limits the noise level to below 85dB(A).

### Load Chain

Grade 8 load chain ensures stringent high-speed duty cycles can be met. The load chain is in accordance with the requirements of EN818-7 Appendix B.

### Vane Motor

Assisted vane lifting ensures maximum starting torque when starting under load.

### Sealed Gearbox

The sealed planetary gearbox ensures that the most stringent duty cycles can be met. The gears are heat treated and mounted on high strength, low friction bearings.

### Ease of Maintenance

The modular design of the hoist allows easy access to internal components such as the motor, gearbox, brake and load limiter. Common parts are used throughout the range.

### Optional Chain Carrier

Designed to carry and hold the length of load chain required for the operation, our stainless steel chain bucket is available in different size options. These chain carriers prevent loose chain from getting snagged during lifting or lowering operations and protect any loose chain during transit to and from the operational site.



### ATEX

Manufactured in accordance with ATEX Directive 2014/34/EU and Machinery Directive 2006/42/EC and suitable for ATEX Category 3 – normal safety. Our products are assigned as follows: ATEX marking: : Ex II 3 GD c IIB T4 IIIB T135°C. Suitable for gas and dust hazardous areas: Zone 2 (gas) and Zone 22 (dust). Unlike electrically operated hoists, the air driving pneumatic air hoists doesn't produce any sparks making them suitable for application in explosion-hazardous areas.

Ex II 3 GD c IIB T4 IIIB T135°C

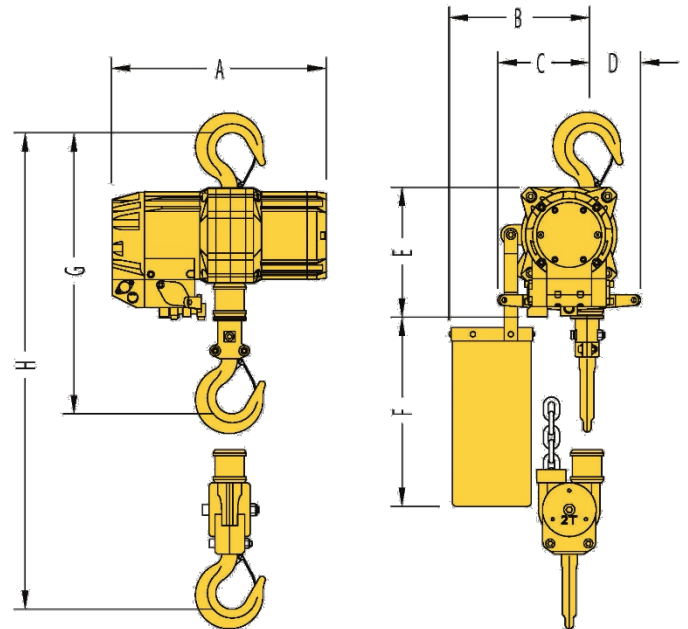
II	3	GD	c	IIB	T4	IIIB	T135°C		
								<b>T135°C</b>	Dust Temperature Class: Maximum external surface temperature 135°C
								<b>IIIB</b>	Groups of Dust: Protected for group IIIC which includes groups IIIA
								<b>T4</b>	Gas Temperature Class: Maximum external surface temperature 135°C
								<b>IIB</b>	Gas Explosion Group: Protected for group IIB which includes group IIA
								<b>c</b>	Protection type: Design safety
								<b>GD</b>	Ex Atmosphere: Gas and Dust
								<b>3</b>	Category: Normal Safety
								<b>II</b>	Equipment Group: surface industries



Also available for ATEX Category 2 – high safety – please contact us for more information.

## TAHS Range – 0.25, 0.5, 1.0, 2.0 tonne Technical Data (at 6 bar)

	AH-002	AH-005	AH-010	AH-020
Lifting Capacity (tonne)	0.25	0.5	1.0	2.0
Falls of Chain	1	1	1	2
Chain Size (mm)	7.1 x 21.2	7.1 x 21.2	7.1 x 21.2	7.1 x 21.2
Total Weight (kg) *	25.0	25.0	25.0	32.8
Full Load Lifting Speed (m/min)	22.5	15.0	7.5	3.8
No Load Lifting Speed (m/min)	32.0	29.5	16.0	8.0
Full Load Lowering Speed (m/min)	31.0	36.0	20.4	10.2
No Load Lowering Speed (m/min)	25.0	23.0	13.0	6.5
Air Consumption (m <sup>3</sup> /min)	2.1	2.1	2.1	2.1
Air Connection	G½	G½	G½	G½
Supply Hose (Inside Ø) (mm)	16.0	16.0	16.0	16.0
Sound Level (dB(A))	76	76	76	76
Dimensions (mm)	A	312	312	312
	B	216	216	216
	C	135	135	135
	D	85	85	85
	E	196	196	196
	Min F	370	370	370
	Min G	420	420	420
	Min H	-	-	495

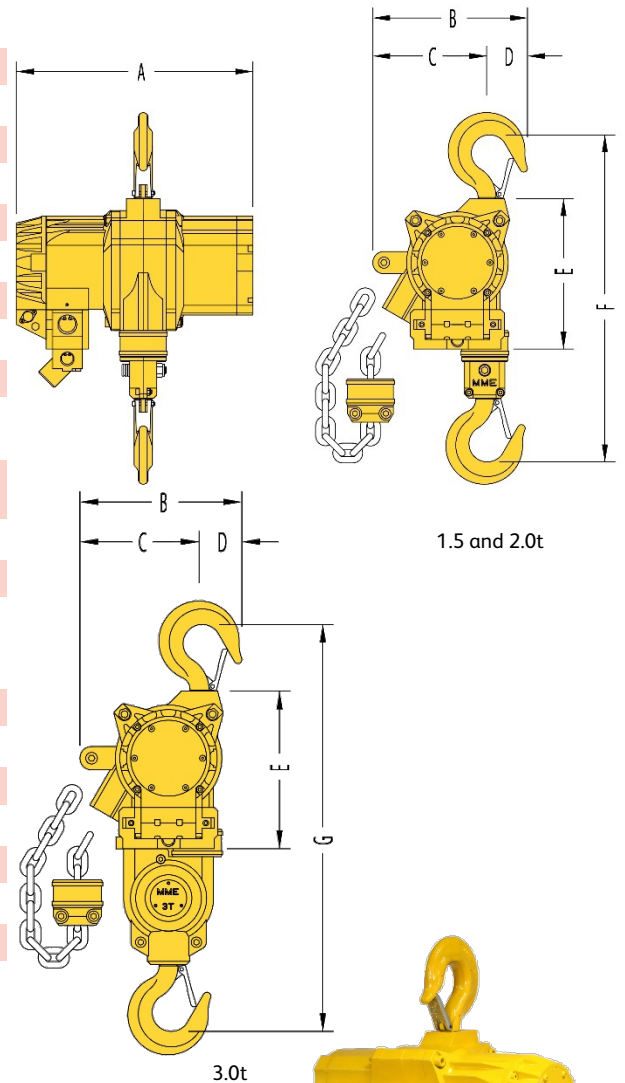


AH-002T

\* Weight of TAHS model includes 3m lift, 2m toggle control. For longer lifts add 1.1kg for AH-002, AH-005 and AH-010 models and 2.2kg for AH-020 per metre of lift. For pendant control add 0.8kg.

**TAH21 Range – 1.5, 2.0, 3.0 tonne  
Technical Data**

	AH-015	AH-021	AH-032
Lifting Capacity (tonne)	1.5	2.0	3.0
Falls of Chain	1	1	2
Chain Size (mm)	10 x 28	10 x 28	10 x 28
Total Weight (kg) *	55	55	67
Full Load Lifting Speed (m/min) @ 6 bar	6.2	5.3	3.1
Full Load Lifting Speed (m/min) @ 4 bar	4.2	3.0	2.1
No Load Lifting Speed (m/min) @ 6 bar	8.7	8.7	4.3
Full Load Lowering Speed (m/min) @ 6 bar	8.6	9.0	4.3
No Load Lowering Speed (m/min) @ 6 bar	7.5	7.5	3.7
Air Consumption (m <sup>3</sup> /min) @ 6 bar	2.6	2.6	2.6
Air Consumption (m <sup>3</sup> /min) @ 4 bar	1.7	1.7	1.7
Air Connection	G ¾	G ¾	G ¾
Supply Hose (Inside Ø) (mm)	19	19	19
Sound Level (dB(A)):			
Full Load Lifting @ 6 bar	81	81	81
Full Load Lowering @ 6 bar	83	83	83
Dimensions (mm)	A	382	382
	B	250	250
	C	184	184
	D	66	66
	E	213	213
Min	F	515	515
Min	G	-	610

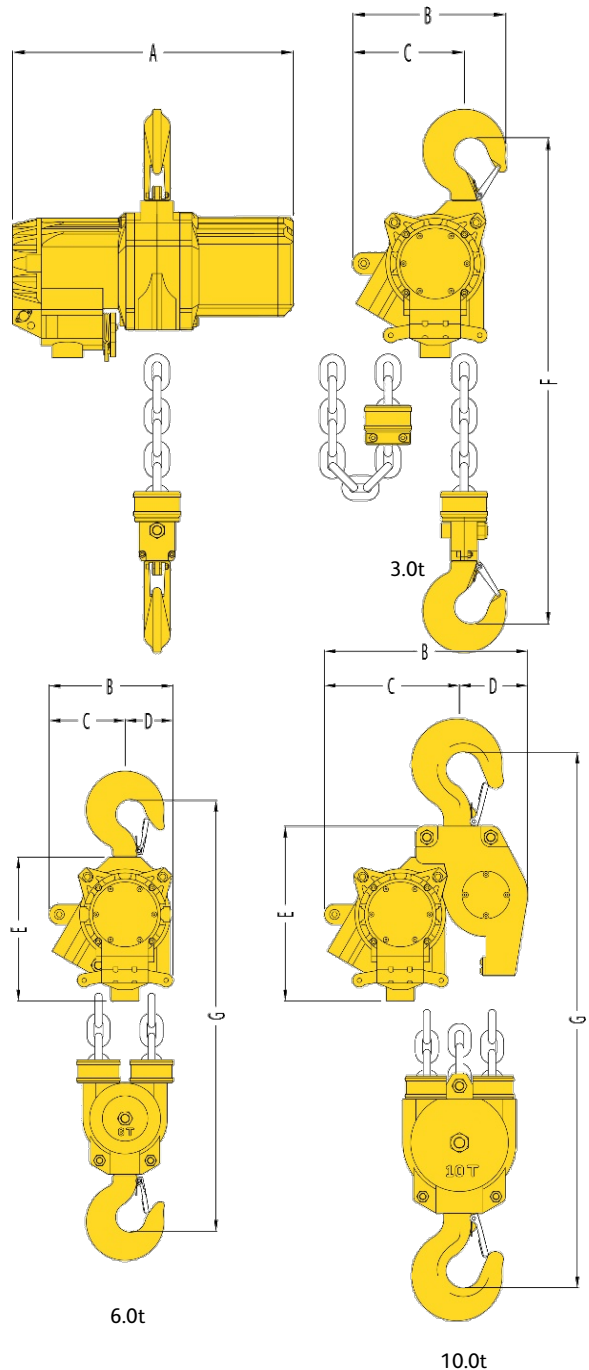


\* Weight of TAH21 model includes 3m lift, 2m toggle. For longer lifts add 2.2kg per metre of lift for AH-015 and AH-021 and 4.4kg for the AH-032 per metre of lift. For pendant control add 0.4kg, for E/Stop pendant add 2.1kg.



## TAH33 Range – 3.0, 6.0, 10.0 tonne Technical Data

	AH-030	AH-060	AH-103
Lifting Capacity (tonne)	3.0	6.0	10.0
Falls of Chain	1	2	3
Chain Size (mm)	13 x 36	13 x 36	13 x 36
Total Weight (kg) *	76.5	99.5	139.5
Full Load Lifting Speed (m/min) @ 6 bar	5.3	2.6	1.6
Full Load Lifting Speed (m/min) @ 4 bar	3.8	1.9	1.1
No Load Lifting Speed (m/min) @ 6 bar	7.5	3.7	2.4
Full Load Lowering Speed (m/min) @ 6 bar	8.3	4.1	2.6
No Load Lowering Speed (m/min) @ 6 bar	6.8	3.4	2.2
Air Consumption (m <sup>3</sup> /min) @ 6 bar	4.0	4.0	4.0
Air Consumption (m <sup>3</sup> /min) @ 4 bar	2.6	2.6	2.6
Air Connection	G ¾	G ¾	G ¾
Supply Hose (Inside Ø) (mm)	25	25	25
Sound Level (dB(A)):			
Full Load Lifting @ 6 bar	81	81	81
Full Load Lowering @ 6 bar	83	83	83
Dimensions (mm)	A	466	466
	B	254	223
	C	185	137
	D	-	86
	E	-	259
	Min F	538	-
	Min G	-	630
			786

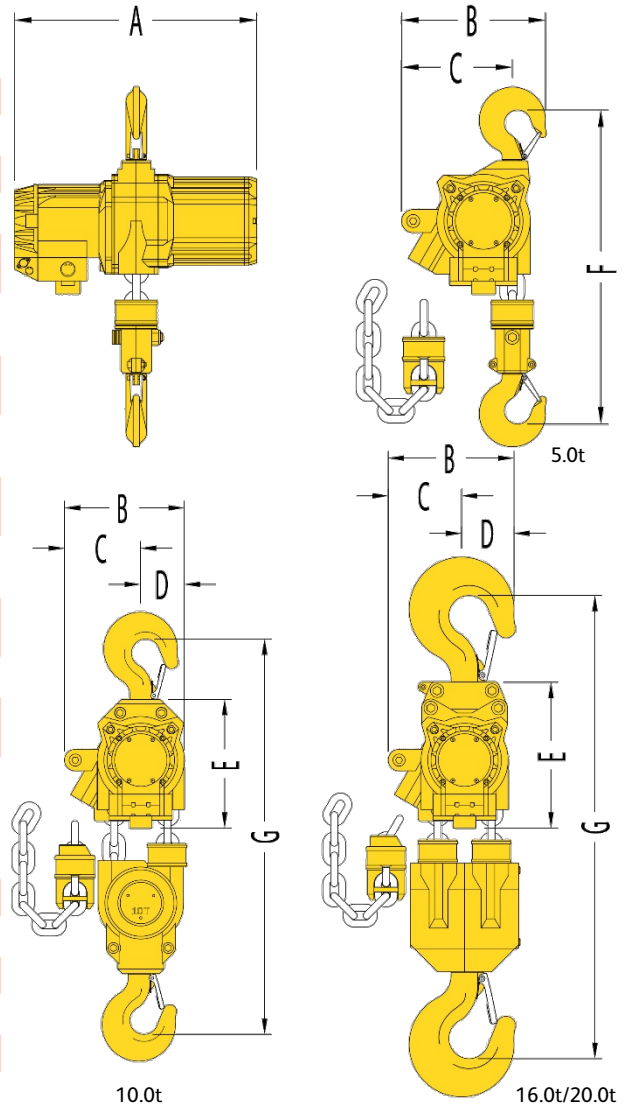


\* Weight of TAH33 model includes 3m lift, 2m toggle control. For longer lifts add 3.8kg per metre of lift for AH-030, 7.6kg for the AH-060 and 11.4kg for the AH-103 per metre of lift. For pendant control add 0.8kg.



## TAH52 Range – 5.0, 10.0, 16.0, 20.0 tonne Technical Data

	AH-050	AH-102	AH-160	AH-200
Lifting Capacity (tonne)	5.0	10.0	16.0	20.0
Falls of Chain	1	2	3	4
Chain Size (mm)	16 x 45	16 x 45	16 x 45	16 x 45
Total Weight (kg) *	106	152	245	288
Full Load Lifting Speed (m/min) @ 6 bar †	3.0	1.5	0.9	0.7
Full Load Lifting Speed (m/min) @ 4 bar †	1.9	0.9	0.6	0.4
No Load Lifting Speed (m/min) @ 6 bar †	4.0	2.0	1.1	0.9
Full Load Lowering Speed (m/min) @ 6 bar †	4.4	2.2	1.3	1.0
No Load Lowering Speed (m/min) @ 6 bar †	3.3	1.7	1.0	0.8
Air Consumption (m <sup>3</sup> /min) @ 6 bar	4.0	4.0	4.0	4.0
Air Consumption (m <sup>3</sup> /min) @ 4 bar	2.6	2.6	2.6	2.6
Air Connection	G ¾	G ¾	G ¾	G ¾
Supply Hose (Inside Ø) (mm)	25	25	25	25
Sound Level (dB(A)):				
Full Load Lifting @ 6 bar	82	82	82	82
Full Load Lowering @ 6 bar	83	83	83	83
Dimensions (mm)				
A	503	503	616	616
B	300	270	290	280
C	230	170	180	165
D	-	100	110	115
E	-	286	325	325
Min F	600	-	-	-
Min G	-	790	905	920



\* Weight of TAH52 model includes 3m lift, 2m toggle control. For longer lifts add 5.7kg for the AH-050, 11.4kg for the AH-102, 17.1kg for the AH-160 and 22.8kg for the AH-200 per metre of lift. \* For pendant control add 0.8kg.

Due to our policy of continual product development, dimensions, weights and specifications may change without prior notice. Please check with your Tiger sales team when ordering.

Bespoke designs available on request – contact [info@tigerlifting.com](mailto:info@tigerlifting.com) for more information.

